

How Many? Valentine File Folder Game



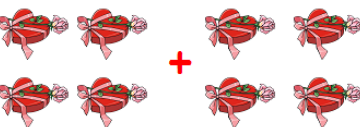

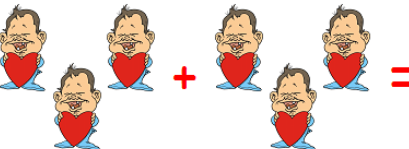



Print up the following sheets onto white card stock.

Place the 1st sheet on the front. (Directions).

Place the next 3 sheets on the inside and back of the file folder. Attach using double sided tape and self laminating sheets or clear contact paper.


Number sheets – trim and laminate.

Place Velcro on the back of numbers and in number boxes to keep pieces in place when children are playing.

How Many?			How Many?				
	+	=	2		+	=	
	+	=	8		+	=	
	+	=			+	=	
	+	=			+	=	
7	3	10	6	5	4		

How Many?





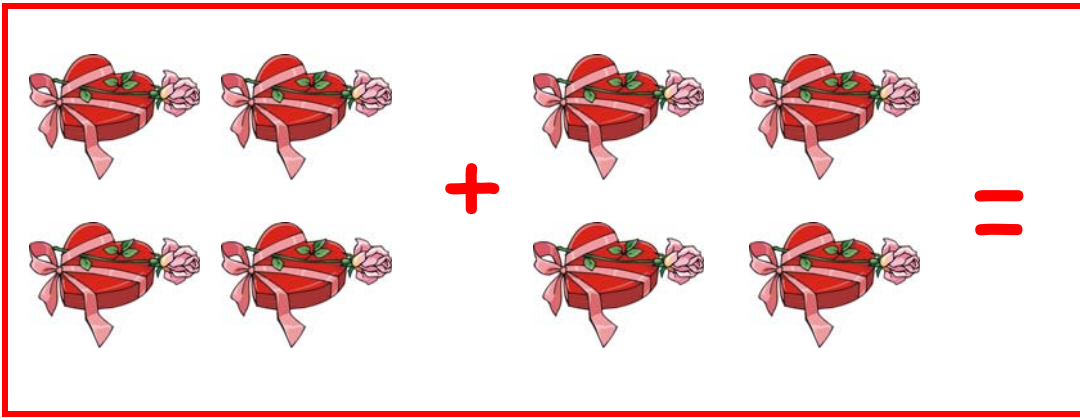

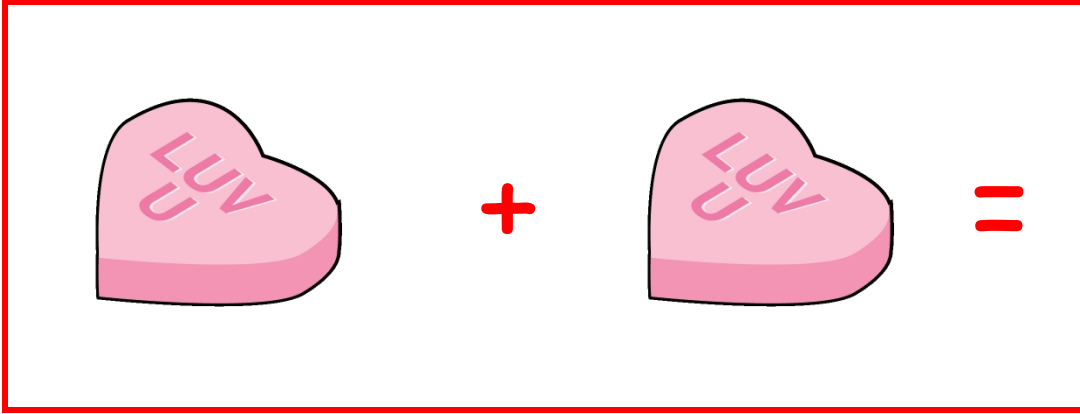
Valentine File Folder Game





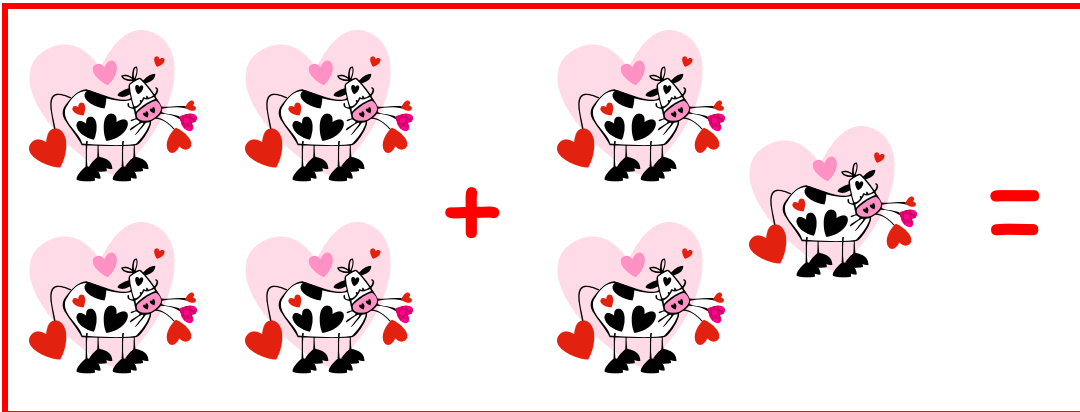



1 - 2 - 3 Learn Curriculum

Directions: Add the items and place the correct number in each square.

How Many?



How Many?



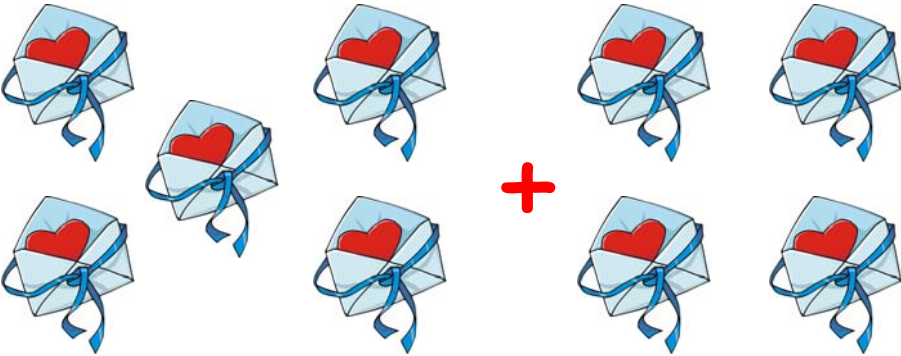
How Many?



Will you be my
valentine?



+

=



+

=



Bee Mine!

1

2

3

4

5

6

7

8

9

10