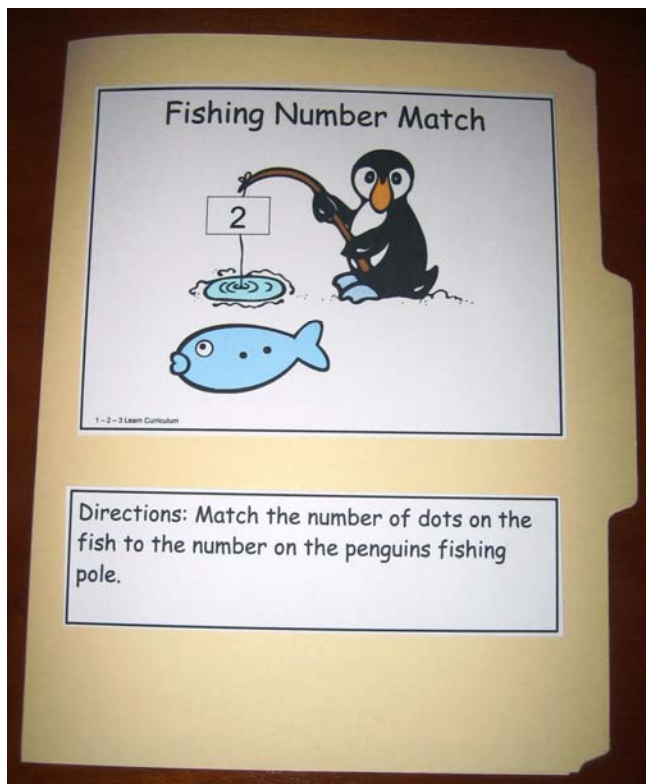



# Fishing Number Match File Folder Game

- Print up the following sheets onto white card stock.
- Using a file folder, trim the 1<sup>st</sup> sheet and place on the front of a file folder. (Directions to play game).
- 2<sup>nd</sup> and 3<sup>rd</sup> sheet go inside the file folder. Attach using double sided tape and self laminating sheets or clear contact paper.
- 4<sup>th</sup> sheet are the fish. Cut out and laminate. Place small Velcro pieces on the inside of the white fish and also on the back side of the color fish. This will help keep the fish in place when children are playing.




Front of file folder game



Inside of file folder game

# Fishing Number Match



1 - 2 - 3 Learn Curriculum

Directions: Match the number of dots on the fish to the number on the penguins fishing pole.

