






Birthday Headband

- One sheet per child.
- Print up on white card stock.
- Color and cut out both strips.
- Connect both strips to make a band. Fit to child's head and staple strips together to form a hat. If needed, for additional strip, cut a strip from another sheet.



Happy Birthday



1 - 2 - 3 Learn Curriculum

Birthday Headband – One sheet per child. Print up on white card stock. Color and cut out both strips. Connect both strips to make a band. Fit to child's head and staple strips together to form a hat. If needed, for additional strip, cut strip from another sheet.





1 - 2 - 3 Learn Curriculum



Birthday Headband – Print up on white card stock. Color and cut out both strips. Connect both strips to make a band. Fit to child’s head and staple strips together to form a hat. If needed, for additional strip, cut strip from another sheet.

