


Pumpkin Lapbook

123 Learn Curriculum

www.123learncurriculum.com





Fun with Pumpkins Lapbook

Front page includes Fun with Pumpkins Label and small, medium and large pumpkins.

Print up these sheets onto white card stock. Trim and glue or using double sided tape - attach the label to the left hand side.

Trim the words small, medium and large and 3 pumpkins.

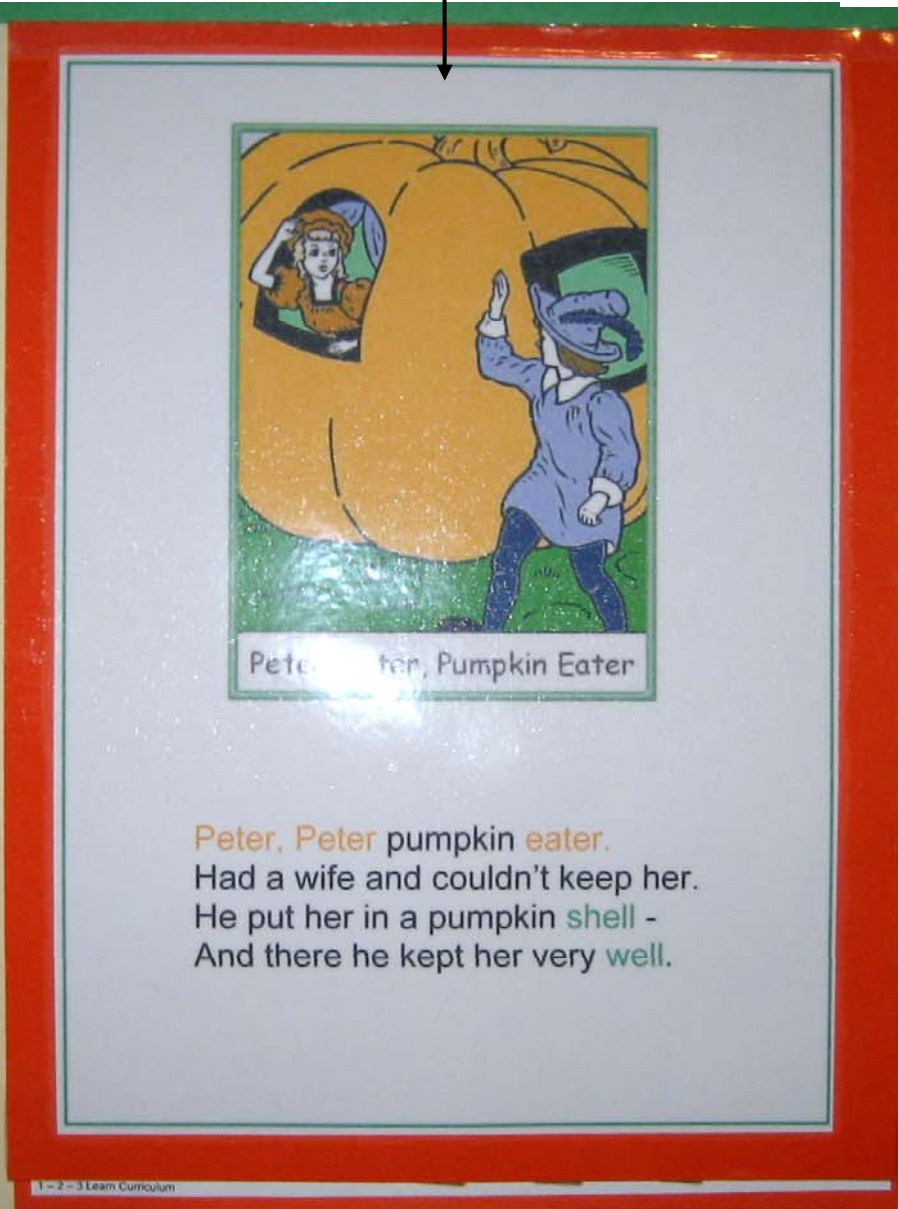
Glue or tape the words onto the right side of the lapbook.

Using velcro, attach to the right side and let the children velcro their pumpkins to the lapbook.

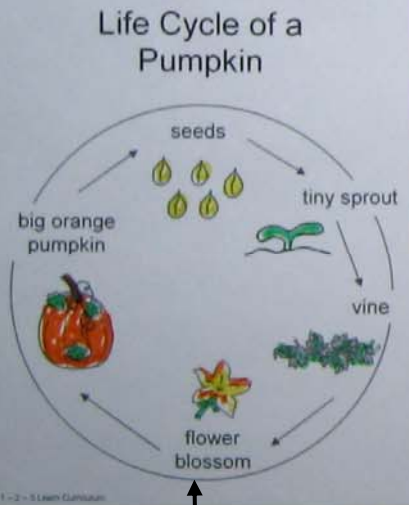
My Pumpkin Book
Print up on regular copy paper



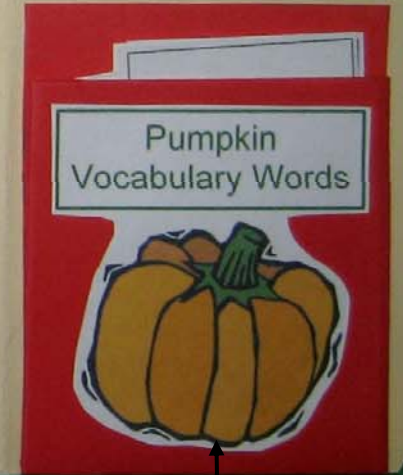
Peter, Peter, Pumpkin Eater
Print up on card stock - Laminate if desired



What Can You Make With a Pumpkin?
Print up on regular copy paper - trim and glue or tape to a flip book.



Life Cycle of a Pumpkin
Print up on regular card stock




Pumpkin Vocabulary Words
Print up on card stock - Trim. Use a library card pocket to store in.

P p Pumpkin

Print up on regular copy paper - trim and glue or tape to a flip book.

Name _____

P p Pumpkin



P p

My Pumpkin Book
By _____



Life Cycle of a Pumpkin



Five Little Pumpkins



Five little pumpkins sitting on a gate;
The first one said, "Oh my it's getting late."
The second one said, "There are witches in the air."
The third one said, "But I don't care."
The fourth one said, "I'm ready for some fun!"
The fifth one said, "Let's run and run and run."
"Wooooooo" went the wind,
And out went the lights.
And the five little pumpkins rolled out of sight.



What Can You Make With A Pumpkin?



Pumpkin Vocabulary Words



Five Little Pumpkins

Print up on card stock - Trim. Attach to orange piece of card stock, and then attach to the inside of the lapbook. Print up pumpkins and trim. Laminate.

Put a small piece of velcro on the pumpkins and fence so children can remove the pumpkins as they read the poem.

Pumpkin Syllable Counting

Print up on card stock. Place an envelope on the back of the lapbook to store the words and number pumpkins



Fun with Pumpkins



Fun with Pumpkins



Pumpkin Sequencing

Print up the sheet with the 3 pumpkins on white card stock.

Give to the children to color and cut out.

Glue them in sequence order Largest to Smallest.

The sequence sheets, you can print up on yellow or orange card stock. Otherwise you can hand print the information on construction paper.



Pumpkin Size Sequence



Color – cut out. Have children glue onto orange or yellow construction paper in the sequence Largest to Smallest.

Name _____

Pumpkin Size Sequence

Largest to Smallest

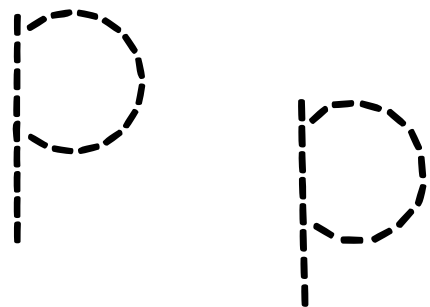
Large

Medium

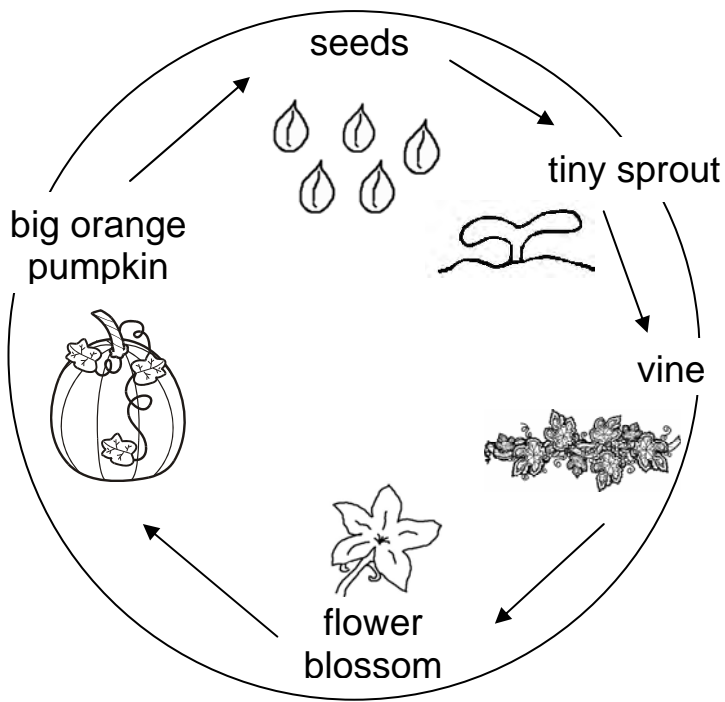
Small

Name _____

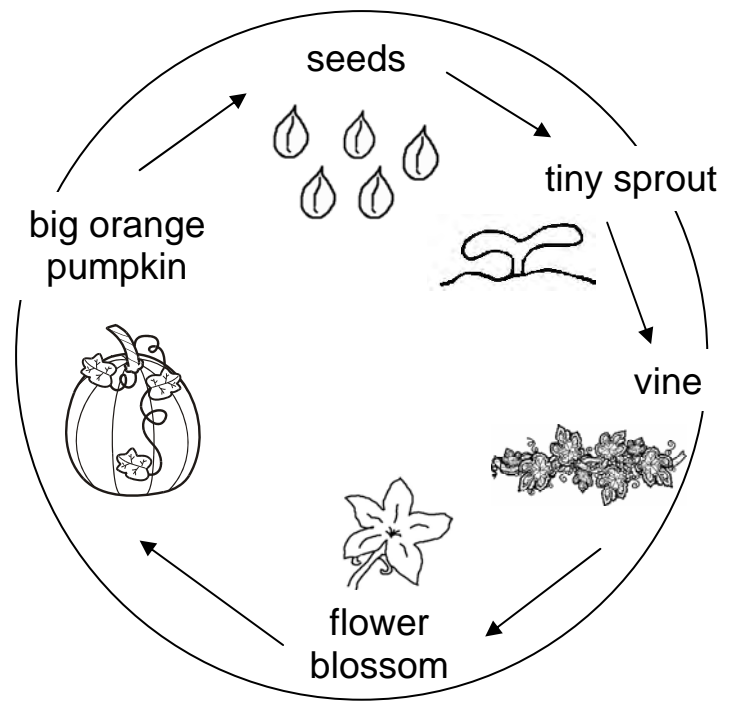
P p Pumpkin



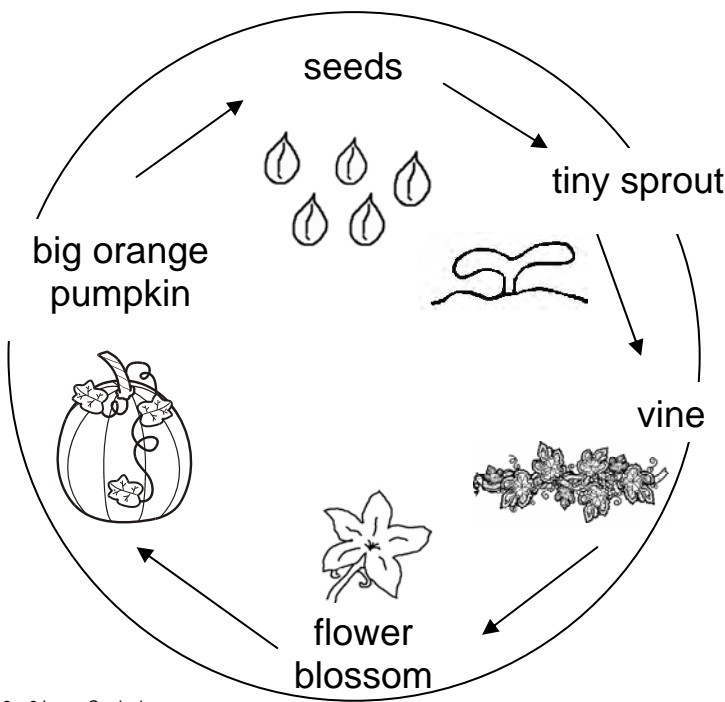
Life Cycle of a Pumpkin



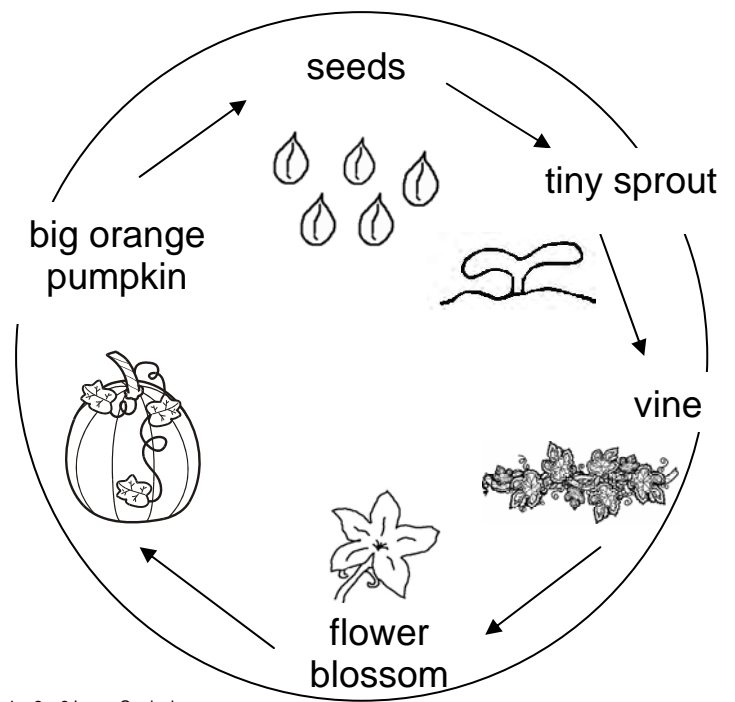
Life Cycle of a Pumpkin




Life Cycle of a Pumpkin



Life Cycle of a Pumpkin



What Can You
Make With A
Pumpkin?



Pumpkin Pie



Pumpkin
Muffin



Pumpkin Bread



Jack-O-Lantern



I Love Pumpkins!





Five Little Pumpkins

Five little pumpkins sitting on a gate;
The first one said, "Oh my it's getting late."
The second one said, "There are witches in the air."
The third one said, "But I don't care."
The fourth one said, "I'm ready for some fun!"
The fifth one said, "Let's run and run and run."
"Wooooooo" went the wind,
And out went the lights.
And the five little pumpkins rolled out of sight





Pumpkin
Vocabulary Words



Pumpkin
Vocabulary Words



Pumpkin
Vocabulary Words



Pumpkin
Vocabulary Words



Pumpkin
Vocabulary Words



Pumpkin
Vocabulary Words



Vocabulary Words and Picture Cards

Copy the vocabulary words onto white card stock. Cut out the pictures on the black lines. Laminate for durability. Use for matching, writing, spelling or oral language activities.



pumpkin

1 - 2 - 3 Learn Curriculum

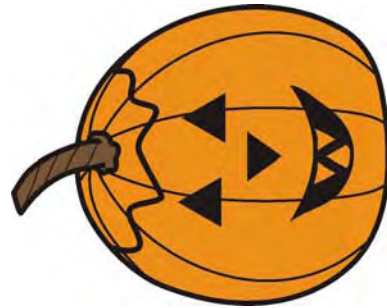


stem

Graphics used: countrysclipart / Graphics factory



seeds



Jack O'lantern




vines



pumpkin patch





autumn



pumpkin pie



Peter, Peter pumpkin **eater**.
Had a wife and couldn't keep her.
He put her in a pumpkin **shell** -
And there he kept her very **well**.



I see an small pumpkin.




small

I see an small pumpkin.




small

I see a big pumpkin.




big

I see an orange pumpkin.




orange

I see a big pumpkin.



big

I see an orange pumpkin.



orange

Pumpkin Syllable Counting

--

--

Word

Number of
Syllables



pumpkin

Jack-O-Lantern

Peter

stem

seeds

vines

pie

autumn

chilly

orange

