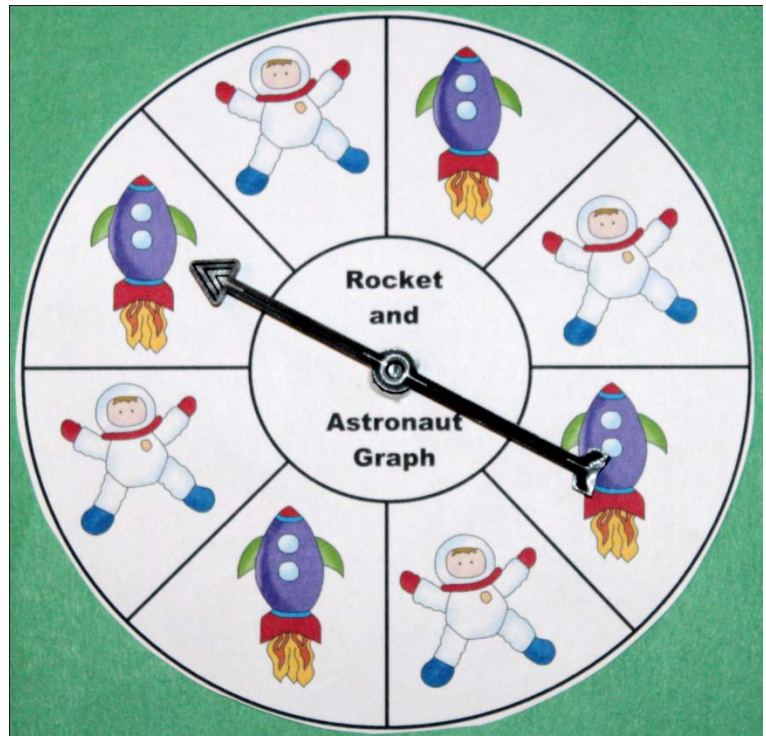


Sheets 5 and 6 are the rocket and astronaut cards. After coloring the square on the graph sheet, have a child place either a rocket or astronaut card in the pocket chart.

Print up spinner and trim.
Attach spinner.




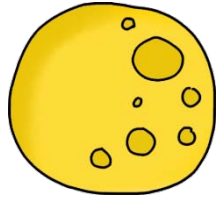
Notes: Pocket chart purchased at Lakeshore Learning
www.lakeshorelearning.com/

Magnetic Small Pocket Chart

- 26" x 27" nylon pocket chart
- Hangs with magnetic strip or grommets
- 6 rows of clear-view pockets

Arrow spinners can be purchased at

http://www.boardgamedesign.com/pages/go_shopping/arrows.htm










Rocket Astronaut







1 - 2 - 3 Learn Curriculum

Graphics used: Scrappin Doodles

and
Graph







Rocket or Astronaut Spinner

