

Name _____



Use these each day for healthy teeth!

This is how I Brush my Teeth



Print up on white card stock.

Color

Cut on dotted line.

Cut out toothbrush and glue onto page on hand.

This is the way
I brush my teeth!

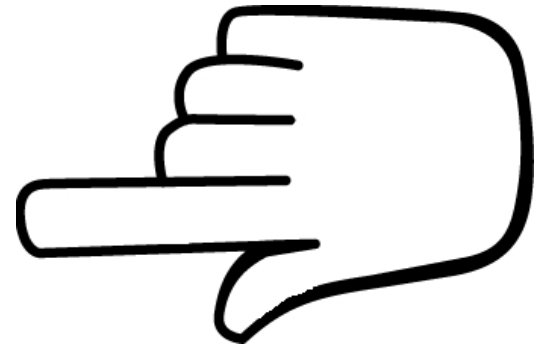



1 - 2 - 3 Learn Curriculum

cut

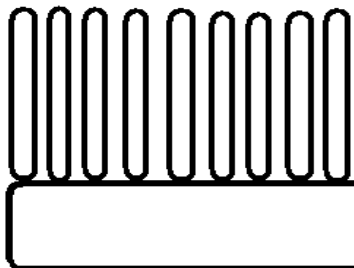


This is the way
I brush my teeth!





1 - 2 - 3 Learn Curriculum















cut



My Tooth Brushing Chart


Brush your teeth in the morning.
Brush your teeth at night.
Mark your chart when you are done.
When your teeth are nice and bright!



Sunday	Monday	Tuesday	Wednesday	Thursday	Friday	Saturday
						
						

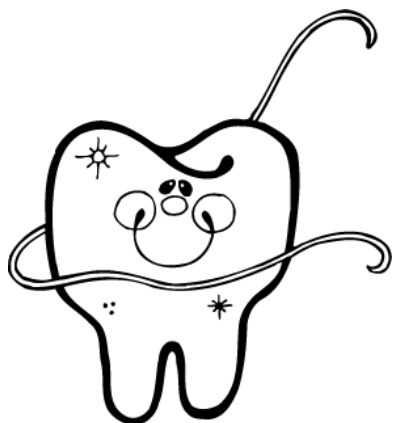
Name _____

Color in the tooth or
put a sticker on the
calendar each time
you brush your teeth.



Name _____

Draw a line from the pictures to the words.



Dentist

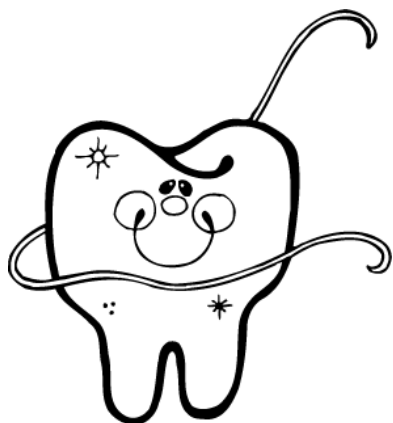


tooth

Write the words

Name _____

Draw a line from the pictures to the words.



Dentist



tooth

Write the words

Dentist

tooth