

## Matching Cards

Print up 2 copies of each sheet onto white card stock.

Cut out each picture, and laminate, if desired.

Have children turn over and pick up 2 cards to match. Take turns.

## File Folder Game

The cards can also be used as a file folder game.

Print out 2 copies of the cards onto white card stock. Using clear contact paper or self laminating sheets, attach 1 full sheet to the inside of the file folder.

Trim the other sheet of cards. Use these cards to match the picture inside.

If you use as a file folder game, you can use the following sheet for a graphic and game description for the front of the file folder.


Note: You have 2 options. Picture with words or words. Have the older children match the picture with the word. Sound them out.

# Match Up Game Down on the Farm

Match the laminated picture cards to the  
pictures inside.


1 – 2 – 3 Learn Curriculum

Graphics used: Countryclipart







barn



cow




goat



hen




farmer




sun



tractor



pig



horse

barn

cow

goat

hen

farmer

sun

tractor

pig

horse